






Welcome to



Year 1 & 2




The Teaching Team



Squirrels
Mrs Ratcliffe &
Mrs Kellam




Otters
Miss Sarwa



Foxes
Mrs Cowburn
& Mrs Kellam


Teaching Assistants




Mrs
Warrington



Mrs
Nadiah



Mrs
Unbekandt



Mrs
Maloney

Phase Leader

Mr Quinlan
Deputy Headteacher





SENDCo
Miss Laura
McAuley

Miss McAuley is available as SENDCO from Monday to Friday, except Monday afternoons when she teaches Reception.

If you have concerns about your child's education, health, or wellbeing, please speak to their class teacher first. If further support is needed, the teacher may involve Miss McAuley.

She may request your consent to add your child to the SEND register, which helps staff provide appropriate support. This may include a termly-reviewed plan called Assess, Plan, Do, Review (APDR).

If external professional input is needed, Miss McAuley will discuss this with you beforehand.

For more details, please visit the SEND section of the school website. Miss McAuley can be contacted directly on: sendco@swavesey.cambs.sch.uk for any SEND matters - but please do ensure that class teachers are made aware of any primary concerns first.

A *ready* child is curious and self-motivated.

They :-

- Ask questions
 - Research
 - Choose their own learning and methodology
 - Take sensible risks
 - Have a go (Golden rule)
 - Like being challenged
 - Explore new ideas and interests
- Explorosaurus helps our younger children*



The knowledge, skills and attitudes for life long learning.

A *resourceful* child uses what they find and scouts around for more.

They:-

- Ask questions
 - Imagine
 - Make links
 - Find and give Reasons
 - Use their own learning approaches and environment, and those of others.
 - Find and use information
- Solveosaurus and Askaraptor help our younger children*



A *resilient* child is very persistent and never gives up.

They:-

- Keep going
 - Learn under stress - Perseverance
 - Absorb all ideas and information
 - Manage their feelings
 - Do not to become distracted
 - Notice everything
- Stickosaurus and Tryatops help our younger children*



A *reflective* child thinks about what they have done and how they could make it even better.

They:-


- Plan
 - Revise by stopping and reflecting
 - Experiment with learning
 - Use different memory skills
 - Make connections
 - Understand their own learning
 - Practise
- Thinkodocus helps our younger children*



A *responsible* child takes ownership of his own learning and works well with others.

They:-

- Understand how he learns
 - Understand how others learn
 - Like to collaborate – being in a team
 - Are a good role model
 - Plan and set their own goals
- Shareolophos helps our younger children*



School Values

Our school aims to develop children who are:

- happy, healthy and confident
- ready, independent, life long learners
- resilient, resourceful and reflective learners
- responsible, honest global citizens

Our Curriculum



We plan very closely as a team during weekly meetings to ensure that all children within the phase experience similar teaching activities, whilst also adapting to support the needs of individual learners.

We aim to provide a varied and stimulating curriculum to capture the interest of our pupils


Units of Work

Each term we have a focus for our unit of work that much of our learning is based around. Usually, this informs our History or Geography learning for the term and may also link to our English learning too.

Autumn term - Rainforests

Spring Term - People who changed the world

Summer Term - Where we live



Daily Timetable

The day goes very quickly and is very demanding as we have such high expectations from the curriculum. Your children will get very tired but judging on previous years the children were amazing and worked so hard, we know that they can do it and achieve so much.


Here is an example of how a day might look for your child. This will vary day to day.

8:45 - 9:00	Morning Work
9:00 - 9:20	Y1 Phonics / Y2 Reading Activ
9:20 - 10:25	English
10.25 - 10:40	Assembly
10:45 - 10:55	Breaktime
10:55 - 12:00	Maths
12:00 - 1:00	Lunchtime



Phonics in Year 1 & 2

Our school has chosen *Little Wandle Letters and Sounds Revised* as our systematic, synthetic phonics (SSP) programme to teach early reading and spelling.



Year 1 will continue their learning of phonics as they consolidate their learning of phase 2, 3 and 4 from reception and begin to learn the phase 5 content.

Year 2s will be consolidating their phase 5 learning before moving on to developing their knowledge of spelling patterns and rules.

Children in Year 1 and Year 2 who are assessed as not being on track with their phonics progress will be given additional support to help them catch up.

Grow the code grapheme mat Phase 2, 3 and 5

ai	ee	igh	oa	oo	yoo	oo	ar
ay	ea	ie	o	ue	ue	u*	a*
a	e	i	o-e	u-e	u	oul	al*
a-e	e-e	i-e	ou	ew	u-e		
eigh	ie	y	oe	ou	ew		
aigh	y		ow	ui			
ey	ey						
ea							
or	ur	ow	oi	ear	air	zh	
aw	er	ou	oy	ere	are	su	
au	ir			eer	ere	si	
aur	or				ear		
oor							
al							
a							
oar							
ore							

*depending on regional accent



Year 1 Phonics Screening

brighter

stribute



phope



At the end of year 1 the children will be assessed on their ability to blend sounds to read. Some of these words are real words and some are alien (pretend) words. We will practise blending throughout the year and provide intervention support where needed based on our assessments.

The children need to correctly read 32 out of 40 words to be at the expected level.

Quick recall of number facts an essential part of the Maths Curriculum and supports your child to become more fluent and accurate in their calculations.

Time will be spent at school focusing on learning these but support at home will help your child to progress and become more fluent with these facts.

By the end of the year:

- Year 1 are expected to know their number bonds to and within 20 and count in multiples of 2, 5 and 10.
- Year 2 are expected to know number bond related facts for example if I know $6 + 4 = 10$ then I know $60 + 40 = 100$. They will also need to recall and use multiplication and division facts for 2, 5 and 10 times tables.

We will send home weekly maths facts to learn each week on the same email as spellings. Please note these may be repeated to ensure consolidation.



Maths Facts



Homework

We will be using Purple Mash to send weekly spelling and maths homework this year. This will be via the 2Email program within Purple Mash.

Maths homework will include information about what has been covered in maths that week as well as recall facts to learn.

If there are activities set for your child these will appear as a '2Do' in the 'alerts' tab.

Spelling Homework

Each week your child will be set a list of spellings to learn uploaded on Purple Mash. We will have weekly tests of these words the following week. These spellings will follow a given pattern or spelling rule that we have been learning about in phonics that week.

We encourage you to help your child learn their spellings through Look, Say, Cover, Write and Check.

Reading Homework

Please take time to hear your child read aloud every day. This helps develop confidence, fluency and expression.

It is equally important to ask your child questions about the text as this develops comprehension skills that are crucial to understanding and enjoyment.

We will begin to send home school reading books over the next week. Please could you return books promptly once read to support us in ensuring new books can be sent out each week. Library books will be sent home in a library folder. It is important that the library book is returned in the folder to support our library system.

New reading books will be sent home on a **Friday and should be returned after one week on the following **Friday**. Books be returned before this in the week if needed.**



Homework

Your child will bring home their Purple Mash login.

Yr. 1/2 Big City Homework Book

Please use the grid below to choose activities you wish to engage with at home. Any activities you choose to do at home will support your child's learning and can be shared at school. Please either upload work your child completes into their 'Work' folder on Purple Mash or bring it in to school on a Friday to be shared.

Design a Cover Design a front cover for your homework book. It could include one or all of our topics for this year: The Big City, Around the World and Castles and Dragons.	Create a 3D sculpture of a building. You can use junk modelling, playdough etc. Be creative! You can stick a photo in your homework book and tell us how you made it.	Vegetable tasting Try as many different new vegetables as you can. Write a review of them to tell us what you thought! Think about the smell, appearance and taste!	Holiday postcard Create a postcard imagining you are in London. What can you see? Hear? How do you feel? What did you do?	Shape spotting Look at the outside of your house. How many different shapes can you spot? We would love to see a labelled photo or a drawing!
Fire Poem Can you write a poem about a fire or fireworks night? Try to use adjectives and rhyming words!	Material sorting Think of 10 different objects you might find at home. How many different ways can you sort them? Try using venn diagrams, tables, pictograms, block graphs and/or tally charts.	London's Burning! Can you learn the words to the song? You may want to record it or perform it at school. Can you add any instruments?	Your home Make a fact file for where you live. You could draw a picture, find out how old it is, how many rooms there are, find out what materials it is made of or anything else you think is interesting!	Building Fact file Make a fact file about a building in London using information you have found out.
Lots of Cities Can you list the cities you have visited? You may want to locate them on a map.	How times change! What is your favourite outfit now? What would people have worn in 1666? (You could draw or take photos)	Food research What different food would people have eaten in 1666? Would rich and poor people have eaten the same? Can you present your information?	The Monarchy Choose a member of the Royal family and make a fact file about them. It can be someone in the present or the past.	Capital Cities Choose a capital city from around the world. Can you find out 5 facts about it?

Homework linked to termly Unit of Work

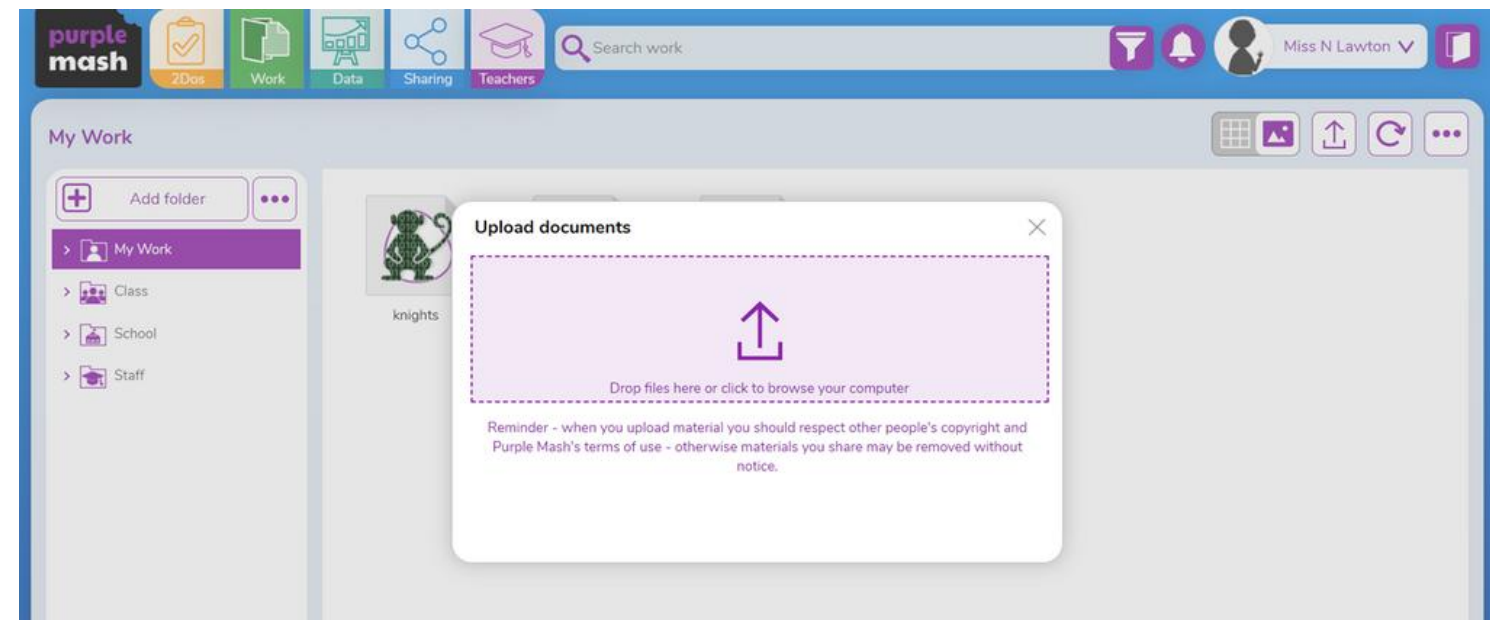
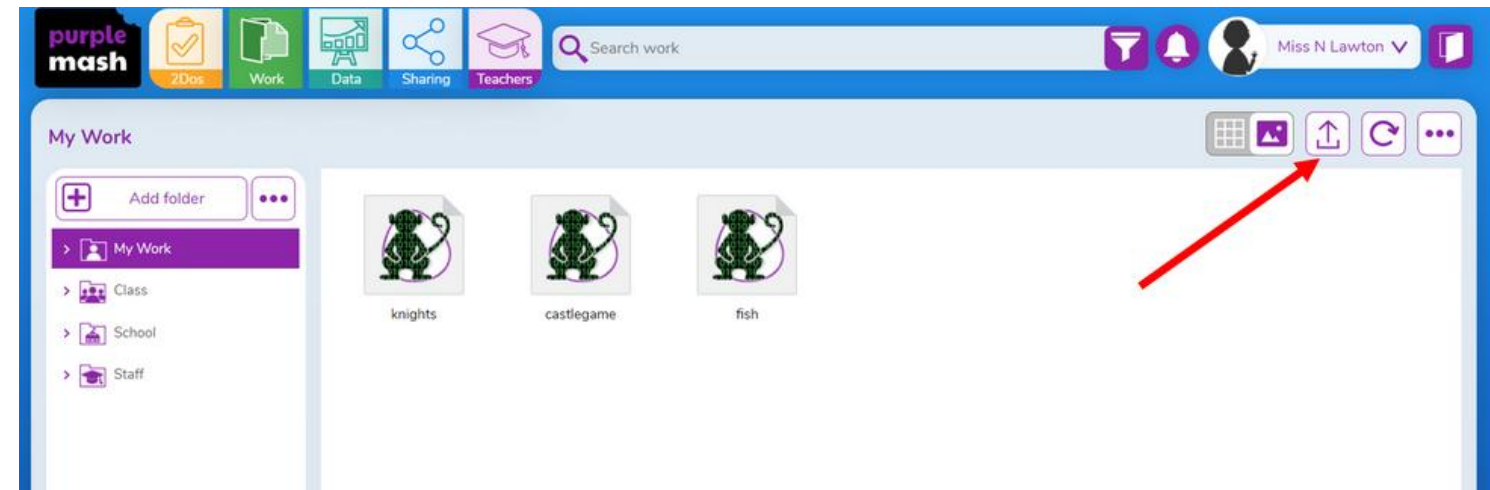
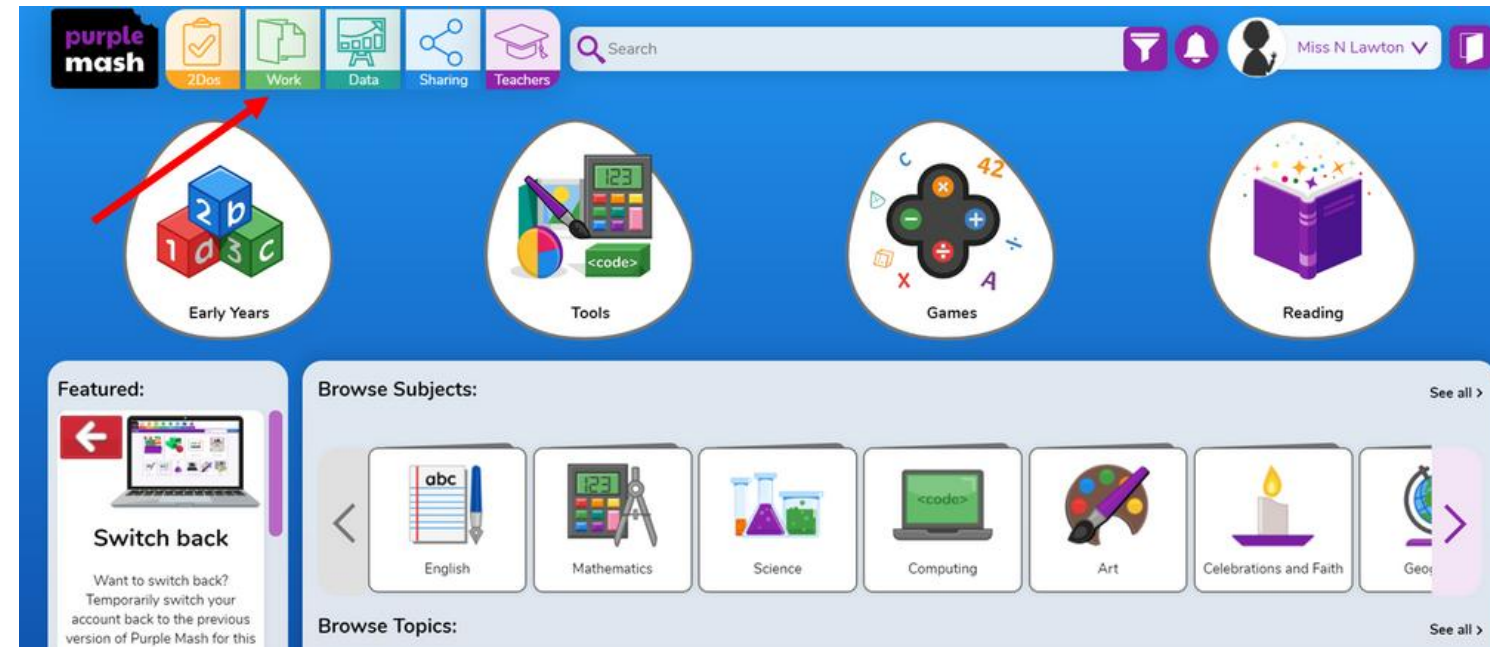
Termly homework will be sent home in a large exercise book. Your child can choose from a selection of activities to complete which will be related to the termly focus and can be completed in any order. Tasks should be completed at home. Once a task is complete your child can share their work with their peers. This can be done by uploading a photograph via Purple Mash or bringing the exercise book into school. Smiley faces and certificates will be awarded at the end of each term for super work and effort.

There will be time to share topic homework on a Friday so please send in homework books to be shared on this day. Remind your child to let us know if you have uploaded something to Purple Mash.



Purple Mash

How upload to your child's account



Toilets - children are able to go to the toilet when they need although on occasion will need to wait if there is a queue!

Snacks - Fruit is provided in KS1 and children are encouraged to eat a piece of fruit each day. Your child can also bring their own snack as long as it is fruit/vegetable.

Water Bottles - We encourage children to bring named water bottles to school. These will be kept in a designated place in the classroom. In our support of the environment we will not be providing disposable plastic cups for the children to use and so bringing a water bottle is essential. Please send water only to avoid sticky spillages!

Belongings - Please can we remind you to ensure that your child's belongings (including water bottles) are clearly named as this helps us to prevent lost property. Biro or sharpie will work well!

In KS1 the children are provided with all learning materials, therefore they do not need to bring a large bag or any additional pens, pencils or other items from home. .

Coats - please send your child with a waterproof coat every day so they are prepared for any weather we may have



Additional Information



PE

Children come to school in their PE kit on PE days -please ensure it is appropriate for the weather conditions.

- Black, grey or navy shorts
- Plain short-sleeved T-Shirt in your child's house colour (with or without school logo) - red, blue, purple, yellow or green
- Black, grey or navy jogging bottoms/leggings
- Plain jumper or hooded top which is appropriate for PE sessions, i.e. does not restrict movement and provides warmth for outdoor PE
- Trainers for outdoor PE with good grip
- Plain sports socks

Squirrels' Class – Monday and Thursday

Foxes' Class – Monday and Wednesday

Otters' Class – Monday and Wednesday

If there are any changes to this due to operational matters we will let you know.



Lunches

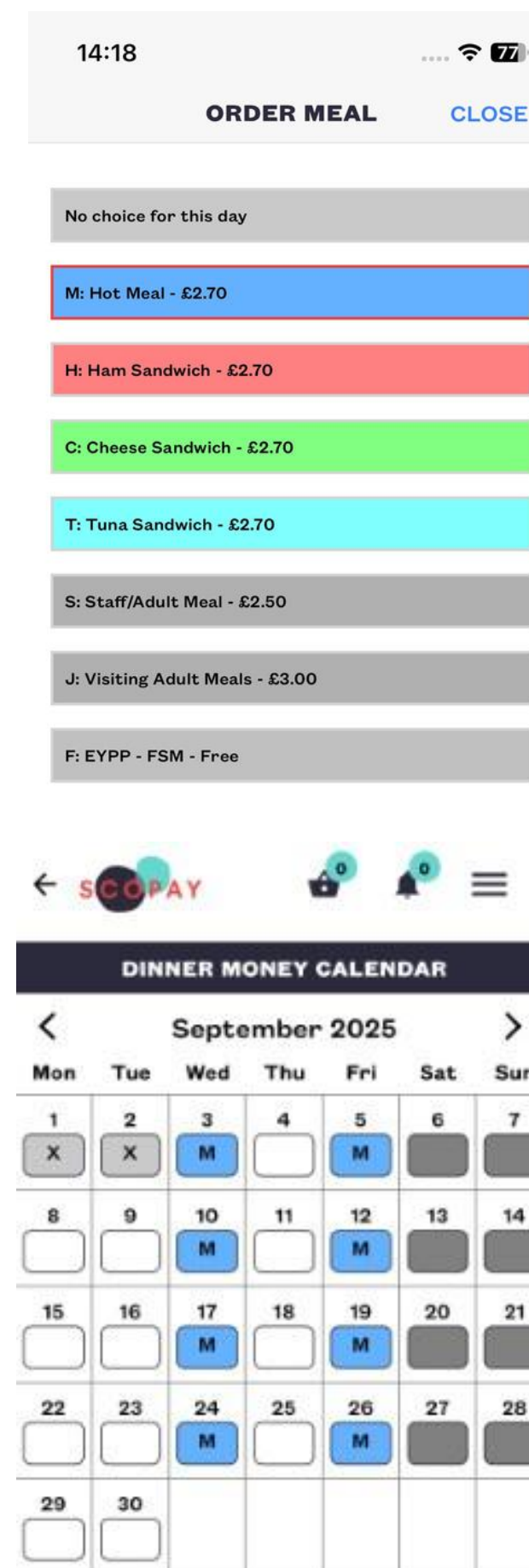


Children may either bring a healthy packed lunch from home or choose one of our nutritious school lunches.

Weekly menus are available on both the school website and Scopay—the platform used to book and pay for school meals.

While children can select their lunch during morning registration, we encourage parents to discuss meal choices with their child at home. This helps children feel confident about their selection and ensures they enjoy their lunch.

Ordering meals in advance via Scopay is a great help to our kitchen team. It allows us to reduce food waste, plan more efficiently, and make sure every child receives the lunch they're looking forward to.



Pupil Premium

What is it?

Pupil Premium is extra funding given to schools to help children who may face barriers to learning—such as those from low-income families, in care or adopted, or with parents in the armed forces.

How is it used?

We use this funding to provide:

- One-to-one or small group academic support
- Help with music lessons, sports clubs & trips
- Resources and equipment
- Staff training for high-quality teaching
- Extended teacher meetings to support progress

Could your child be eligible?

If you receive benefits like Income Support or income-based JSA/ESA, your child may qualify.

Even if your child gets Universal Free School Meals (Reception–Year 2), you must still apply to unlock Pupil Premium funding.

We have letters with more information on Pupil Premium and how you can apply if your child is eligible if needed, please do ask.



Is your child eligible for Pupil Premium Funding?

What is the Pupil Premium?

Pupil premium is the additional funding for schools to raise the attainment of disadvantaged pupils in schools. It is given to help children from low-income families, children who are in-care or who have been adopted, and children with parents in the armed services.

How do we use the Pupil Premium in school?

Pupil premium funding is used to support children in a variety of ways. We aim to support children in a group or one-to-one basis. The list below offers a few examples of how we can use the funding:

- Additional curriculum support in a group or one-to-one with an adult
- Support for music tuition, after school clubs including sports clubs
- Educational visit support
- Professional development for staff to ensure high quality teaching
- Resources and equipment to support
- Extended meetings with teachers

Who is eligible?

Pupil Premium funding is available for children from Reception to Year 6. If you receive state benefits such as Income Support or income-based JSA or ESA, you can apply for Free School Meals for your child. This automatically entitles your child to Pupil Premium Funding.

Even if your child is currently in Reception, Year 1 or Year 2 and they are entitled to Universal Free School Meals, you still MUST apply for Free School Meals to receive Pupil Premium funding.

You can make apply for Free School Meals by completing an online application, sending a paper application form available on our website, phoning the Free School Meal Applications Department on 01223 703200, or by calling in at our School Office. You will need to have your National Insurance number, or National Asylum Seeker number.

Financial support towards:

School lunches
School trips and visits
School uniform
Music lessons
Clubs such as sports, maths etc.

Parental Support

At both parent consultations, autumn and spring, you will be offered an extended appointment with the teacher. This additional 10 minutes will allow you time to express any specific area of need your child might benefit from support in.

If you would like any additional information regarding Pupil Premium Funding, please don't hesitate to speak to any member of school staff. Along with this email, and on our website under the pupil premium tab, you will find additional information explaining Free School meals in more detail.

Online information can be found at <https://www.cambridgeshire.gov.uk/residents/children-and-families/schools-8-learning/help-with-school-8-learning-costs/pupil-premium/>



Thank You

We hope this meeting has been useful and informative for you!

Please do contact your child's class teacher if you have any further
questions

