


Winter



To start off our new term we shared the story 'Robin's Winter Song' by Suzanne Barton, which helped us to explore the signs of Winter- no leaves on the trees, the weather getting colder, the hard ground, appearances of ice and snow, birds migrating and animals hibernating.

We have used our phonic skills to attempt to write a short caption about a sign of Winter. We practised our cutting skills to make a paper snowflake. We created some beautiful winter tree paintings, learning how to use powder paints to make a background that changes in tone from white to dark blue. Once these were dry, we used our thick and thin paintbrushes to paint the tree trunk and branches.



Reception weekly newsletter

Week commencing:
08.01.24


Phonics

This term we will be moving onto our Phase 3 phonics learning. This will include learning more digraphs— two letters that make one sound, but also some trigraphs— three letters that make one sound. We will be looking at double letters (also known as digraphs) and how to decode longer words for reading and segmenting for writing.

Our digraphs/ trigraphs this week were ai— as in rain, ee— as in jeep, igh— as in night, oa— as in coat.




tail in the rain



sheep in a jeep



a light in the night



soap that goat

Home challenge: Can you spot any of these graphemes in your story books at home? Recap this week's tricky words to fully embed them— as, is, the, I, put, pull. Chalk them in the bath, play hide and seek with them, masking tape them to the ground and jump on them when the adult says the word.

Maths

This week we have been consolidating our subitising skills and concreting our understanding that digits represent an amount. The children were great at talking about their reasoning during their subitising for example "I know it's 5 because 3 and 3 make 5". The children have counted out objects and actions, knowing that the last number said is the total amount. We counted and rearranged objects to show that there is still the same number.

Home challenge: Play a track game at home, chalk or draw a track with the digits 1– 10. Encourage your child to roll a die and move a counter or jump that number of spaces along a track.

Home challenges are helpful ideas for you in supporting your child to consolidate their learning at home. Please feel free to choose those you feel are achievable for you and share on Tapestry