

# Little Wandle - Letters and Sounds




## Reception Phonics Home Learning

Phase 2 - Autumn 2 Week 3

Focus - Phonemes z / zz / qu / ch



Phonemes we focused on this week:

 <p><b>Pronunciation phrase- z and zz (digraph)</b> Put your teeth against your bottom lip and make a buzzing vvvv vvvv</p> <p><b>Formation phrase</b> Down to the bottom of the volcano and bac up to the top.</p>	 <p><b>Pronunciation phrase- qu</b> Pucker your mouth, then open it as you say qu qu qu</p> <p><b>Formation phrase</b> q Round the queen's face, down her robe and a flick at the end.</p> <p><b>Catchphrase</b> Qu Quick! It's the queen!</p>
 <p><b>Pronunciation phrase- ch</b> Pucker your lips and show your teeth; use your tongue as you say ch ch ch</p> <p><b>Catchphrase</b> Ch Chew the cherries, children.</p>	

We practised orally blending/ reading these words. *Can you practise saying each phoneme then listening out for the word?*

zip	zap	buzz	quick
quack	chip	chop	rich

We practised reading these sentences- *Remember to segment and blend to help you.*

I can kick and yell.	Hop in the back.	Run and tell mum.
Run in the sun.	The dog is wet.	

We practised these tricky words. *Can you spot the tricky part of the word?*

and	has	his	her
go	no	to	into

Please support your child to practise and reinforce the phonemes and graphemes we are learning in school.