

# Our Schools Value and Aims

**Our school aims to develop children who are:**

- happy, healthy and confident
- ready, independent, life long learners
- resilient, resourceful and reflective learners
- responsible, honest global citizens

## **Through:**

- A safe, stimulating and healthy environment
- Teaching which is inspiring, inclusive and active
  - A broad challenging curriculum
- Encouraging creativity, individualism and team work
- Celebration of successes in all aspects of achievement
- Excellent partnerships with parents, governors and the community



## 5 R's to encourage independent learners

- These are our core principles of independent learning.
- The following words are used across the school to encourage the children to become independent learners.

I am TRYATOPS.

I try things in different ways.

I try again and again.

I am *resilient*.



I am STICKOSAURUS

I stick at tasks and don't give up.



I am EXPLOROSAURUS.

I explore everything around me.

I am *ready* to learn.



I am SOLVEOSAURUS REX.

I think how to solve problems.

I am *resourceful*.



I am THINKODOCUS.

I think carefully about what I learn.

I am a *reflective* learner.



I am SHAREOLOPHUS.

I share my ideas and resources.

I am *responsible*.



Children can be nominated for a 5R certificate which will be given in assembly by Mrs Norden.



# Celebrations



*All celebration, in whichever form is deemed appropriate, should be a reward for effort and achievement not used to 'bribe' a child into doing or achieving.*

## Smilies

Children are given a 'House' colour- blue, green, red, yellow or purple. This colour is also the colour top children wear in PE.

Once children have earned 10 smilies on a chart, they achieve a house coloured token. House tokens are displayed in the entrance hall and the house with the most tokens at the end of each term receives extra playtime as a special treat!

Smilies can be given on the achievement of 'something' for which they have had to work such as:

- Outstanding effort
- Showing the 5Rs
- Having a growth mindset.
- Showing courtesy and having polite manners.


## Leap into Learning

Leap into Learning certificates can be awarded to any child who has excelled in effort, and or achievement by 'leaping into their the learning'

# Why do I need to prepare my child for school?

Your child will find the transition to Reception far easier and will be much happier if they are **independent** and can do many things by themselves.

Their communication, physical development and social skills are particularly important at this age. These all help to support them at school.



'Teach me to do it myself'



## What will we do to help?

The reception team are beginning to spend time in our pre-school getting to know the children through story swaps and visits.

Transition sessions in Reception on **Tuesday 4<sup>th</sup> July 1:30pm-2:30pm** and **Monday 10<sup>th</sup> July 9:30am-10:30am, for children only.**

If your child currently attends a different early years setting, please inform us of which setting they attend and our reception team will endeavour to speak to your child's current setting to learn more about them.

Offer parent consultations on Wednesday 19<sup>th</sup> and Thursday 20<sup>th</sup> July for parents to meet with the class teachers, without children if preferred, to share any additional information about their child. You will be able to sign up for this via your My Child at School (MCaS) account.



## What can you do to help?

Encourage your child to be as independent as possible. Even if it takes a long time!

Give them jobs around the house; pairing up the socks, setting the table, brushing their hair.

Play with them. Jigsaws, lego, board games etc.

Allow your child to have a variety of experiences, such as drawing, painting, singing, making models, cutting etc.

Continue to allow them to come into pre-school by themselves to find their peg and hang their things up independently.

Share stories/books/rhymes daily.

Prepare them for coming up to 'big' school by talking to them about it positively, if they are ready.

Expect a response when you talk to them.

Expose your child to new language and vocabulary. For example, not just dog but labrador, poodle.

# School readiness' *Teach me to do it myself*

Swavesey early years team  
(preschool and reception)  
created a School Readiness  
Agreement.

Preschool work hard to  
ensure children are 'School  
Ready' and our transition  
process supports this.



## School Readiness at Swavesey Primary School

### *'Teach me to do it myself'*

Please support your child by helping them to develop the following skills before starting school.

#### Communication and language

- Self-confidence to express emotions
- Communicate using full sentences
- During larger group activities, use 'hands up' to communicate and wait your turn to speak
- Use indoor voices indoors. Shouting voices are for outside play!

#### Responsibility for own belongings

- Hang up cardigans, jumpers, coats etc on pegs
- Keep hats and gloves on peg or in pockets
- Carry own belongings to and from school, passing on anything relevant to the adults in school

#### Maths

- Recognise numbers to 10
- Count to 10
- Match the numeral (number) to a quantity
- Count items one at a time accurately
- Make patterns and sequences with colours, shapes, teddies etc.

#### Personal hygiene

- Blow your own nose and dispose of tissues
- Undress and dress yourself, including buttons, tights etc.
- Do up own shoes. If laces are tricky, please choose Velcro shoes.
- Put coats on and take off, including zips, buttons etc.

#### Literacy

- Recognise first name and surname
- Hear initial sounds in words "c is for cat"
- Hold a pencil correctly.
- If a child is beginning to write letters, forming them correctly is really important. Once children have practised incorrectly, this is a very tricky habit to change.
- To know the alphabet
- Knowledge that we read and write from left to right



#### Toileting

- Wipe yourself
- Flush the toilet
- Wash hands with soap
- Dry hands with paper towel and dispose in bin or use hand drier
- Ask to use the toilet (T sign if desperate!)

#### Eating

- Hold cutlery correctly and safely
- Use cutlery to cut up my food
- Be able to open lunch box and wrappers
- Feed myself
- Choose my own lunch
- Try new foods and remember what you like and dislike when ordering in future


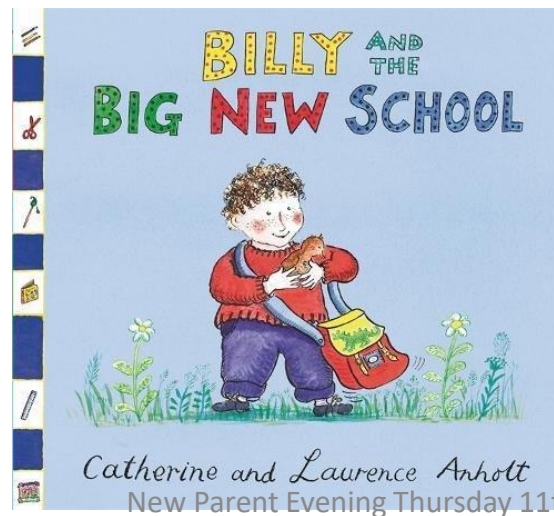






#### Listening and attention

- Follow class and school rules
- Take turns
- Listen to and follow instructions.





# Books about starting school





## Your Child's First week at School



- First day of school is **Tuesday 5<sup>th</sup> September.**
- We welcome and encourage children to attend school **full time** from Tuesday 5<sup>th</sup> September. Should you feel this is not suitable then please contact the class teachers to discuss further by emailing [office@swavesey.cambs.sch.uk](mailto:office@swavesey.cambs.sch.uk)

We ask you to encourage your child to come into school independently while on their first day we welcome you to our school hall for a hot drink, biscuit and a chat with some friendly faces and to meet some of our PTA members (and possibly a tissue to wipe those proud tears away!)

## Dropping off in the morning

Currently, school gates open at 8:45am and the reception team will be available at the reception gate welcoming children while they settle in.



## Collecting after school

- Children are collected at 3:20pm from the reception gate (on the front playground).
- Children line up and their teacher will bring them out to the playground to meet you.
- Children remain lined up and can not be dismissed until the teacher has made eye contact with the parent/carer collecting so please make yourself visible to the teacher when you arrive, particularly if the playground is busy or sunny as it can be tricky for you to be seen.

## Changes to pick ups

- If your child will be attending After School Club (in EY&P) or being collected by someone other than a parent on regular days, please email the office and we will keep a record of weekly routines.
- If your child is going home with any other adult for any reason such as play dates, grandparents helping out etc, please email the office before midday on the specified day. **Without written permission, your child will not be allowed to leave school with a different adult.**
- If you are running late, please ring the school office on 01954 273312 with as much notice as possible.

## What do children need to bring?

Please send your child to school every day with:

- A named water bottle (filled with water but this can be refilled during the day)
- A named waterproof jacket
- A named packed lunch if having a home packed lunch.

Please ensure all items are named.

Children in reception and key stage 1 (KS1) have fruit and milk provided for them. If you would prefer to send your child to school with a snack, please ensure it is a fruit snack as we are a healthy eating, nut free school. Please ensure allergy information is up to date on MCaS.

# School Lunches



- All children from reception through to year 2 are entitled to a free school meal every day. This can be a hot meal or a packed lunch.
- Alongside this, depending on your personal circumstances, you can apply for Pupil Premium funding which allows your child to continue receiving free school meals throughout key stage 2 (year 3 onwards). This can be online [www.cambridgeshire.gov.uk/freeschoolmeals](http://www.cambridgeshire.gov.uk/freeschoolmeals)
- If you are eligible for Pupil Premium funding, then the school receives additional funding that can be used to support your child. This can include financial support for trips, extra curricular activities etc.
- School lunches are booked through My Child at School (MCaS) in advance.
- Children eat their school meals at tables in the hall and are expected to:
  - Choose their lunch from the serving hatch, telling the cooks what they would like to eat
  - Use cutlery to eat their food
  - Put their hand up to ask for help if needed.



# School Lunches

Children will need to know whether they are having a:

\*School meal

\*Packed lunch from home or

\*School packed lunch (ham, cheese or tuna)

Our menus are sent home via email and can also be found on the school website

<https://www.swavesey.cambs.sch.uk/>

**WEEK 1**

Allergy information available on request

18th Apr, 9th May, 30th May, 20th Jun, 11th Jul, 5th Sep, 26th Sep, 17th Oct

<b>MONDAY</b>	Veggie Wholemeal Pizza (v)	Lentil, Roasted Tomato and Pesto Pasta (v)	Jacket Potato with Baked Beans, Cheese, Tuna Mayo or Coleslaw	Deli Option with Ham, Tuna Mayo, Egg Mayo or Cheese	Broccoli Green Beans	Cookie Fruit/Yoghurt
<b>TUESDAY</b>	Texan Baked BBQ Chicken with Wedges	Vegan Nuggets with Wedges (v)	Pasta with Tomato Sauce and Cheese	Deli Option with Ham, Tuna Mayo, Egg Mayo or Cheese	Sweetcorn Peas	Flapjack Fruit/Yoghurt
<b>WEDNESDAY</b>	Roast of the Day with Mashed Potatoes and Gravy	Vegan Quorn Fillet with Mashed Potatoes and Gravy (v)	Jacket Potato with Baked Beans, Cheese, Tuna Mayo or Coleslaw	Deli Option with Ham, Tuna Mayo, Egg Mayo or Cheese	Carrots Cabbage	Vanilla Sponge Fruit/Yoghurt
<b>THURSDAY</b>	Sticky Beef Meatballs with Rice	Chinese Vegetable Noodles with Edamame (v)	Pasta with Tomato Sauce and Cheese	Deli Option with Ham, Tuna Mayo, Egg Mayo or Cheese	Mixed Vegetables	Jelly Fruit/Yoghurt
<b>FRIDAY</b>	Fish of the Day and Chips	Halloumi Burger and Chips (v)	Jacket Potato with Baked Beans, Cheese, Tuna Mayo or Coleslaw	Deli Option with Ham, Tuna Mayo, Egg Mayo or Cheese	Peas Baked Beans	Krispie Cake Fruit/Yoghurt

Fresh seasonal salad and bread available daily. Fresh fruit and yoghurt available daily as an alternative to the dessert of the day.

**FOOD SMART**  
FOR BODY AND BRAIN

**Alliance Partnership**





There are 7 Areas of Learning in the Early Years Foundation Stage (EYFS):

- **Personal, Social and Emotional Development**
  - **Physical Development**
- **Communication and Language**
  - **Literacy**
  - **Mathematics**
- **Understanding the World**
- **Expressive Arts and Design**



The classroom environment (inside and out) is set up so that children can engage in **play-based learning** across all 7 areas of learning. Activities are referred to as Busy Learning activities promoting children to consider what they are learning through their play. Children's ideas and interests are used to plan stimulating activities and topics. **Activities may be adult led or child initiated.**

Throughout the EYFS, children will be working towards the Early Learning Goals. These describe the level of attainment expected at the end of your child's Reception year in school. We will share more about this at the Autumn term parent meeting.



## Baseline Assessment

All schools now have a statutory requirement to assess children against the Reception Baseline Assessment (RBA) within the first 6 week of a child starting school.

The RBA is an age-appropriate assessment of early mathematics and literacy, communication and language. The assessment has two components, each consisting of practical tasks using physical resources

Alongside this, school staff will observe your child in a variety of situations and make assessments according to their starting points. These assessment are used to target support and inform planning that moves your child's learning on from their starting points.



# Tapestry

- Tapestry will be used to record and celebrate children's progress.
- Please ensure you give Tapestry permission on MCaS as soon as you have activated your MCaS account.
- Based on the permissions you give, if your child's observations only includes them, then only the child's parents with an activated account can see the observation. If you have given permission for your child to be included in group observations, all parents of children in the observation will be able to view it.
- Parent contributions help build a holistic profile of a child so regular contributions are encouraged. These may be areas you choose to share and celebrate with school or linked to the home challenges on the weekly newsletter. All observations from home are highly valued.
- We hope to hold a Tapestry drop in session in September. The date will be confirmed as soon as possible.



## How do we teach Phonics?

- In order for children to learn to read and write, we teach them daily phonics sessions between 20-30 minutes where they hear and articulate phonemes (sounds) and recognise graphemes (written sounds).
- Letters and Sounds Little Wandle is the scheme used to support the teaching and learning of phonics.
- We learn sounds (phonemes) rather than letter names.
- Segmenting and blending help us to read and spell new words.

# How do we teach Phonics?

Grapheme mat Phase 2

S	T	P	N	M
s	t	p	n	m
D	G	C	K	ck
d	g	c	k	
R	H	B	F	L
r	h	b	f	l
J	V	W	X	Y
j	v	w	x	y
Z	qu	th	sh	ch
z	qu	th	sh	ch
ng	nk			
ng	nk			
A	E	I	O	U
a	e	i	o	u

Grapheme mat Phases 2 and 3

S	t	p	n	m	d	g	c	r
ss	tt	pp	nn	mm	dd	gg	ck	rr
							cc	
h	b	f	l	j	v	w	x	y
bb	ff	ll	jj	vv				
z	qu	ch	sh	th	ng	nk		
zz								
a	e	i	o	u				
ai	ee	igh	oa	oo	ar			
or	ur	er	ow	oi	ear	air		

sat  
...

tab  
...

fish  
...

Chop and clap!

Phonetically plausible attempts at writing are positively accepted by the end of Reception year.

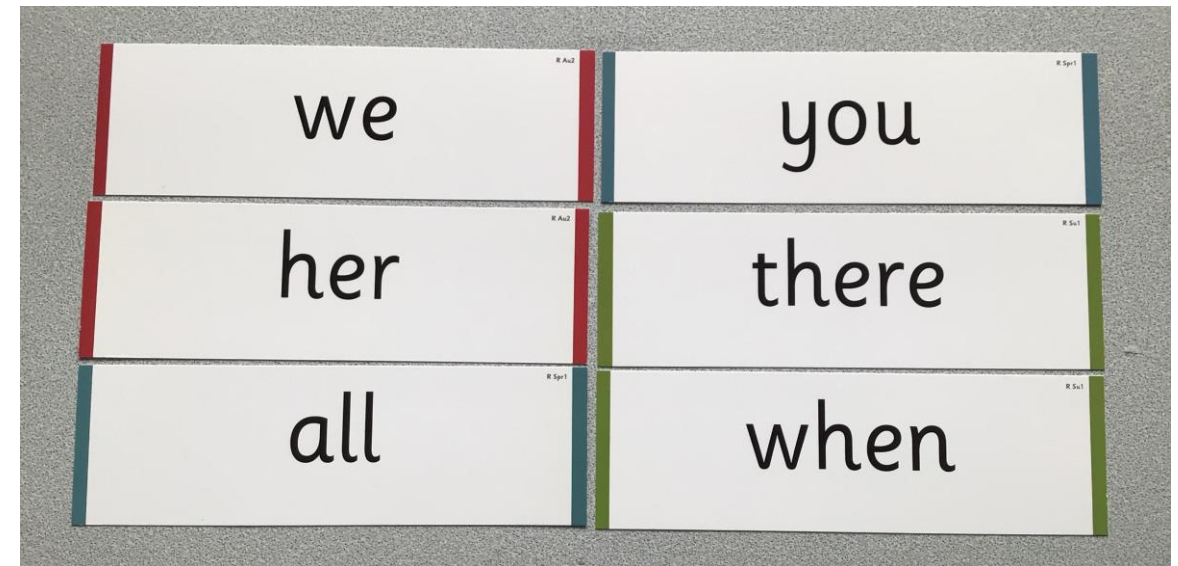
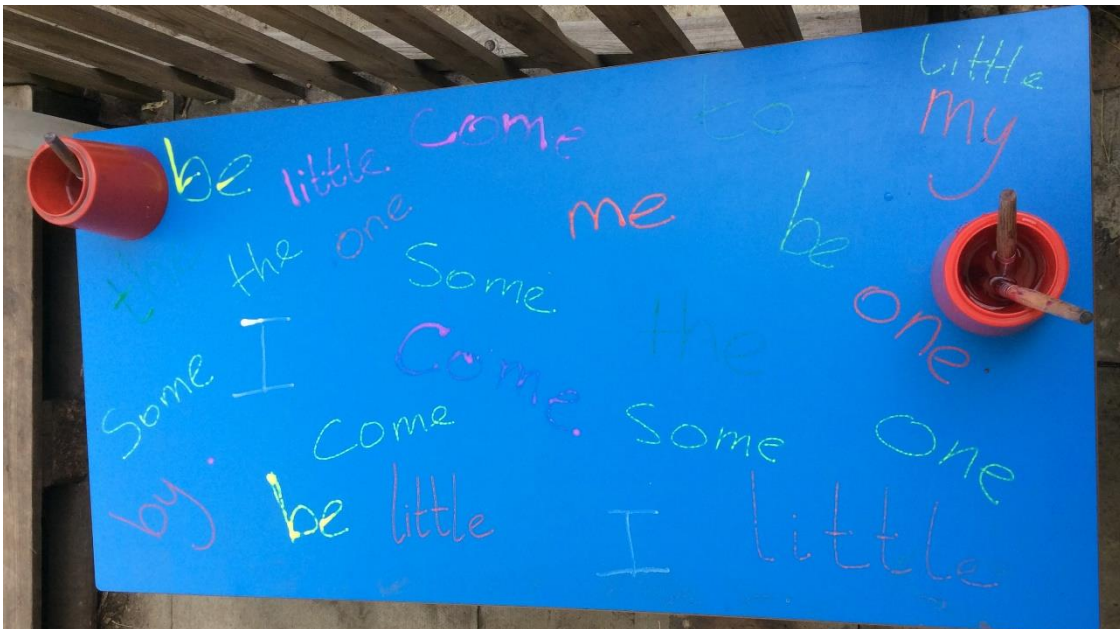
ighs creem  
My hoam is coasee.

Poot the beeh in  
wait a littl with



## How do we teach Phonics?

Over the course of the year your child will be introduced to 'tricky' words. These are words that we cannot use our phonics skills to segment or blend.





## How do we teach Reading?

*Reading is a combination of skills including word reading and comprehension.*

- Usually begins by looking at books without text, telling own stories from pictures.
- With adult support, children read decodable books which are books they should be able to sound out themselves. This book will be brought home for children to read to you. Where possible, please read the book the same day and return it to school the following day.
- It is essential that alongside this, children also read or listen to stories for pleasure where they can discuss the story and characters.
- Children have a visit to the school library every week to develop reading for pleasure.

# How do we teach maths?



Maths requires children to *solve problems, reason* and gain confidence *recalling facts fluently*.

- Develop a deep understanding of the value of numbers
- Recognise numerals
- Count objects accurately and subitising where appropriate
- Recall facts including number bonds to 5 and 10 and doubling.
- Recognise 2D and 3D Shape and talking about their properties
- Identify, describing and creating patterns
- Solve problems including tidying up, cooking, sharing, playing games etc.
- Measure time, money, weight, capacity and length.





Other areas of the Early Years curriculum include:

Personal, Social and Emotional Development

Making friends, learning and following rules and routines, trying new activities and sharing thoughts and feelings with others.

Communication and Language

Listening to and engaging with others and stories, following instructions, asking and answering questions and develop own narratives.

Physical Development


Developing gross motor skills to negotiate spaces safely, fine motor skills to manage tools effectively and manage their own personal hygiene.



## Other areas of the Early Years curriculum include:

### Understanding the World

Talking about past and present events, identifying similarities and differences between themselves and others, observing features of the environment and using technology in a range of ways.



### Expressive Art and Design

Singing songs, making music, dancing and using imagination through design and technology, art and role play.



## Physical Development - P.E sessions

- Twice a week we have a PE session. As a school, we are also part of the 'Golden Mile' running initiative.
- A PE kit must consists of:
  1. House colour t-shirt (If your child has an older sibling, they will join the same house colour as them. If not, please speak to a member of staff this evening and we can let you know their house colour.)
  2. Shorts
  3. Jogging bottoms
  4. Long sleeved jumper/hoodie
  5. Outdoor trainers
- Children can arrive at school in their PE kits on PE days. PE days will be confirmed in the autumn term.
- PE kit (and uniform) may be purchased via our school website

[www.swavesey.cambs.sch.uk](http://www.swavesey.cambs.sch.uk)



## School Uniform

- Children are encouraged to wear black or grey trousers, shorts or skirts with a white t-shirt, a red jumper and black shoes. Red summer dresses can be worn when the weather allows.
- All items **MUST** be clearly labelled with first and surname. This includes uniform, book bags, water bottles, coats etc.
- Uniform can be purchased via our website [www.swavesey.cambs.sch.uk](http://www.swavesey.cambs.sch.uk)

## Medical Matters



- Any sickness or diarrhoea **must** be followed by 48 hrs absence.
- Head lice is common! Please check regularly and treat as recommended.
- Any absence requires an email or telephone call to school.
- Only essential medicine should be brought to school e.g medicine that needs to be administered 4 times a day.
- Medicines must be in the original container, clearly named and labelled and can only be administered by completion of a form at the office.
- All medical conditions must be highlighted to school, including via MCaS, with correct medication provided and monitored.
- If your child becomes unwell at school we will contact you either to discuss this or ask you to collect them. Please ensure your contact details are up to date throughout your child's time at Swavesey Primary School.

# Parent Partnerships



You are essential partners in your child's learning journey and we really value your knowledge and input. We encourage parents to be involved as much as possible.

We have many ways of keeping in touch with you including:

- Termly parent consultations in Autumn and Spring
- Ongoing Tapestry observations
- An information meeting in the Autumn term
- Emails with news of trips, events etc.
- Reception weekly newsletter
- Informal discussions (either on the playground or can be arranged via emailing the office)
- School newsletter

We welcome volunteers in class with readers etc please speak to Mrs Norden in the Autumn term if you are interested in becoming a parent volunteers.



## Weekly Newsletters

- Most weeks you will receive a Reception weekly newsletter.
- This informs you of the weekly busy learning opportunities that have taken place and offers some home challenges you are encouraged to try at home to consolidate learning.
- Please share any home challenges on Tapestry for us to see.
- This is a really valuable method of communication between home and school, particularly if you ask your child what they have been doing at school and they tell you “Nothing” !!





## Parent Consultations in the summer term

- Summer term parent consultations are an optional opportunity to meet with the class teacher, with or without your child, to discuss any specific information about your child and get to know members of the reception team.
- We will be opening an online booking system via MCaS where you can book a parent consultation on 19<sup>th</sup> or 20<sup>th</sup> July. We will email to alert you when we booking opens.



# Parent Teacher Association

We have two main aims:

- **Raising essential funds for the school** – we try and raise at least £8,000 annually.
- **Holding fun events** for children and adults such as: The Great Swavesey Bake Off, Fireworks Extravaganza, Summer Fete, Christmas Carol concert, Bingo, Film nights, Discos, sponsored events, village trails, adult quiz nights.

## Ways you can support the PTA...

- **Shopping!** - Amazon Smile, Easy Fundraising
- **Supporting our events** – coming along, baking cakes, buying tickets, helping
- **Making an online donation** - <https://www.pta-events.co.uk/swaveseyprimaryschoolpta>
- **Joining the team** – contact us below or come along to the AGM to find out more.

Email: [pta@swavesey.cambs.sch.uk](mailto:pta@swavesey.cambs.sch.uk)

Website: <https://www.swavesey.cambs.sch.uk/page/?title=PTA&pid=36>

PTA Facebook page: <https://www.facebook.com/SwaveseyPrimaryPTA>





# Early Years and Playwork centre (EY&P)



New Parent Evening Thursday 11th May 2023 6pm



## Next steps...

- Ensure you have completed your admissions form (an online form) that has been sent to you via email.
- Complete the online form confirming your child's attendance for the transition sessions on Tuesday 4<sup>th</sup> July 1:30pm-2:30pm and Monday 10<sup>th</sup> July 9:30-10:30am.
- Confirm who will be attending the Teddy Bears Picnic on Friday 21<sup>st</sup> July
- When you receive an email, sign up for a parent consultation via MCaS
- Contact us if you do not know your child's house colour

Please use our school website for further information such as term dates, policies etc. Information from this meeting will be available on the school website.

Any thoughts, questions or queries after this evening can be emailed via [office@swavesey.cambs.sch.uk](mailto:office@swavesey.cambs.sch.uk) or speak to a member of the team.

Thank you for your time. We look forward to continuing to work with you.