




## Weekly Timetable of Activities

Here are some suggested activities to complete each day this week. When you have finished you could take a photograph (or scan) and upload it to your folder on Purple Mash so your teacher can see it.

Monday			
Maths		English	Art
<p><b>Year 1</b></p> <p>Play Hit the Button.</p> <p><a href="https://www.topmarks.co.uk/maths-games/hit-the-button">https://www.topmarks.co.uk/maths-games/hit-the-button</a></p> <p>Click on 'Number Bonds'.</p> <p>Try the games in the 'Up to 10' and 'Up to 20' sections.</p> <p>Play each game at least twice to try and beat your previous score.</p>	<p><b>Year 2</b></p> <p>Play Hit the Button.</p> <p><a href="https://www.topmarks.co.uk/maths-games/hit-the-button">https://www.topmarks.co.uk/maths-games/hit-the-button</a></p> <p>Click on 'Number Bonds'.</p> <p>Try the games in the 'Up to 10' 'Up to 20' and 'Up to 100' sections.</p> <p>Play each game at least twice to try and beat your previous score.</p> <p>You can also click on 'Times Tables' and 'Division Facts' to practise x2, x5 and x10 facts.</p>	<p>Watch the Tinga Tinga Tale Why Does Cricket Chirrup?  <a href="https://www.bbc.co.uk/iplayer/episode/b0102hb3/tinga-tinga-tales-series-2-22-why-cricket-chirrups">https://www.bbc.co.uk/iplayer/episode/b0102hb3/tinga-tinga-tales-series-2-22-why-cricket-chirrups</a></p> <p><u>Discuss with an adult</u>            Why was Cricket sad?            What were the other animals good at?            What happened to Cricket's legs?            What did Cricket discover that he could do?            What was the good thing that came out of something bad?</p> <p><u>Independent work</u>            We are going to create a story plan with a BME (beginning, middle and end) to retell the story.</p> <ul style="list-style-type: none"> <li>• Draw your story plan</li> <li>• Use the story plan to write sentences that tell the story. Focus on descriptive language using ideas from the original text, such as powerful verbs, exclamations and adjectives or expanded noun phrases and adverbs to add description.</li> <li>• Re-read the final draft of your writing focus on checking for correct spelling and punctuation. Make sure that your writing makes sense.</li> </ul> <p><u>Extension</u> – can you make your story into a book with pictures? What do you need to put on the front cover? (illustration, author, title). What will go on the back cover? (blurb, price, bar code).</p>	<p><b>Close observational drawing.</b>            Choose a leaf, flower, plant or seed head from your garden.            Look closely at the object and make several drawings of different parts of it.            How detailed can you make your drawing?            Can you use the techniques of shading and cross hatching that we learned in school?            (See Mrs Cowburn's video for a refresher! )</p> 

Tuesday			
Children in Miss Lawton and Mrs Spevack's bubbles will do all these lessons at school on their days.			
Maths		English	Topic
<p><b>Year 1</b></p> <p>Complete Resource 2.</p> <p>These problems will help with maths fluency and improve confidence when tackling mathematical problems.</p> <p>For some questions more than 1 answer is needed. Please encourage your child to think of all of the possible answers.</p>	<p><b>Year 2</b></p> <p>Can you crack the codes in Resource 3?</p> <p>Use your knowledge of number facts to help you. Try to solve the calculations in your head using the fluency facts we practised yesterday.</p> <p>If there are some facts you found tricky use Hit the Button to practise them again.</p>	<p><i>Watch the Tinga Tinga Tale Why Puffadder Sheds His Skin?</i>  <a href="https://www.bbc.co.uk/iplayer/episode/b00zwbwx/tinga-tinga-tinga-tinga-series-2-19-why-puffadder-sheds-his-skin">https://www.bbc.co.uk/iplayer/episode/b00zwbwx/tinga-tinga-tinga-tinga-series-2-19-why-puffadder-sheds-his-skin</a>  <u>Discuss with an adult</u>            What did Puffadder want?            Why were the animals scared of him?            Did Puffadder want to hurt the animals?            Why does Puffadder bite?  <b>STOP at 6 minutes</b> – how could the animals help Puffadder?            What will happen to Camel?            Why did Puffadder want to stay under the rock?            How did Camel help Puffadder?            What good thing came from something bad?            Why will it be easier for Puffadder to have friends now?</p> <p><u>Independent work</u>            Imagine you are Puffadder and write a letter to Camel to tell him how he helped you. Explain what your life was like before (why didn't you have friends?) and now how your life is better.            What might you like to say to him?</p>	<p>Watch the clip...  <a href="https://www.bbc.co.uk/teach/class-clips-video/geography-ks1--ks2-maps/zdwhpg8">https://www.bbc.co.uk/teach/class-clips-video/geography-ks1--ks2-maps/zdwhpg8</a></p> <p>Maps.... draw a map of your favourite walk.            Remember to put simple icons to show different areas on your walk.</p> <p>See examples</p>   <p>This person has mapped sounds in the local area!</p>

Year 1 and 2 Home Learning week beginning 6<sup>th</sup> July 2020

Wednesday			
Children in Miss Lawton and Mrs Spevack's bubbles will do all these lessons at school on their days.			
Maths		English	Science
<p>Year 1 Complete Resource 4.</p> <p>These problems will help with maths fluency and improve confidence when tackling mathematical problems.</p> <p>For some questions more than 1 answer is needed. Please encourage your child to think of all of the possible answers.</p>	<p>Year 2 Play the game in Resource 5.</p> <p>You will need the game board and something to use as a counter.</p>	<p>Watch the Tinga Tinga Tale Why Chameleon Changes Colour <a href="https://www.youtube.com/watch?v=phWWj8h5IFU">https://www.youtube.com/watch?v=phWWj8h5IFU</a></p> <p><u>Discuss with an adult</u> What did Peacock say about Chameleon? How does that make you feel? What tricks can the animals play? How do you think that makes Chameleon feel? What does Butterfly teach Chameleon? How did Chameleon change? Was it just his appearance that changed?</p> <p><u>Independent work</u> Chameleon describes himself as <i>yellow as the sun</i> and <i>grey like a rainy day</i>. <b>These are called similes</b> – they compare one thing to something else, using the words <b>as</b> or <b>like</b>.</p> <p>Pick a colour or description for chameleon (green or shiny). What simile can you create to make a comparison? For example: Chameleon was as green as the grass. Chameleon was as shiny as a star.</p> <p>How many similes can you write? Draw your different chameleons.</p>	<p>Seasonal Changes Watch <a href="https://www.bbc.co.uk/bitesize/topics/zkvv4wx/article/s/zcx3gk7">https://www.bbc.co.uk/bitesize/topics/zkvv4wx/article/s/zcx3gk7</a></p> <p>Then complete the activities underneath the video.</p> <p>Use what you have learnt to complete Resource 6 to show the changes that occur between the seasons.</p>

Year 1 and 2 Home Learning week beginning 6<sup>th</sup> July 2020

Thursday			
Maths		English	ICT
<p>Year 1</p> <p>Telling the Time</p> <p>Watch Miss Lawton's video then complete the sheet in Resource 7.</p>	<p>Year 2</p> <p>Telling the Time</p> <p>Watch Miss Lawton's video then complete the sheet in Resource 8.</p>	<p><u>Discuss with an adult</u></p> <p>Think about the 7 different Tinga Tinga Tales we have watched.</p> <p>What were they called?</p> <p>How did each animal change?</p> <p>Which one was your favourite? Why?</p> <p><u>Independent work</u></p> <p>You are going to be a story critic which means that you have to tell someone else what you thought about the Tinga Tinga Tales.</p> <p>You could tell them:</p> <ul style="list-style-type: none"> <li>• Where were the stories set?</li> <li>• Which was your favourite tale? Why?</li> <li>• Where there any tales you didn't like? Why?</li> <li>• Which was your favourite character? Why?</li> <li>• Were there any tales that were exciting or a bit scary?</li> <li>• Who do you think might like the stories? Why?</li> </ul> <p>Extension</p> <p>Can you write your own Tinga Tinga Tale? Which animal will be your main character? How will your character change? Will it get something or lose something?</p>	<p>Typing</p> <p>2Do typing</p> <p>Draw and Type</p> <p>Draw a picture from your favourite Tinga Tinga tail.</p> <p>Write a sentence to describe what is happening in your picture.</p>

Friday		
Maths	English	Rainforest Art
<p><b>10 for 10 – see Resource 9</b></p> <p>You have 10 minutes to complete the 10 questions. You need to try to do it all by yourself! How quickly can you do them? Continue to practise any of the ones you found tricky.</p>	<p><b>Phonics/spelling activity</b></p> <p>Please find the appropriate activity below in the 'Phonics and Spelling' section of this document.</p> <p>Year 2 – Please also complete comprehension activity Resource 10.</p>	<p>Fitzvirtual learning – A Gust of Wind</p> <p>Look – Think – Do</p> <p><a href="https://www.fitzmuseum.cam.ac.uk/work/gust-wind">https://www.fitzmuseum.cam.ac.uk/work/gust-wind</a></p> <p>Try the activities on the Museum website. See Resource 11 For additional ideas.</p>

## Reading

### Reading books

Two publishers are providing free access to some of their e-books. They are both publishers, which we use at school so some stories may be familiar to your children.

Please see the details below of how to log in to each of the websites.

If you are not sure which level your child should be reading please contact your child's class teacher via Purple Mash.

Please continue to read any other books you may have at home. Reading any book for at least 5 minutes daily will be a great help to your child's reading progress.

### Oxford Owl

Go to: <https://www.oxfordowl.co.uk/>

Click:  at top right of the page

Enter your child's class details:

Otters

Username: spsotters Password: otters1

Squirrels

Username: spssquirrels Password: squirrels1

Foxes

Username: spsfoxes Password: foxes1

### Collins Connect

Go to: <https://connect.collins.co.uk/school/Portal.aspx>

Follow instructions below

#### How to access free Collins Big Cat ebooks

Access 330+ free KS1 ebooks from our primary reading programme

Go to [Collins Connect](#) and click on the Teacher portal and enter:

Username: **parents@harpercollins.co.uk**

Password: **Parents20!**

and click Login.

When using these e-books the application will read the story aloud. If you want to stop this you need to press the pause button as you turn to each page.

Please remember the importance of discussing books with your children.

Their understanding and comprehension of what they have read is just as important as the reading itself. Many of these e-books have questions already printed into them, which you can use as prompts.

### Comprehension (Year 2)

If you are a Year 2 please have a go at the 'Looking after a dog' comprehension in Resource 9. Try and do as much as you can by yourself. You can ask your adult to help you mark it using the answer sheet.

Year 1 and 2 Home Learning week beginning 6<sup>th</sup> July 2020

## Phonics and Spelling Activities

**Miss Lawton, Mrs Cowburn and Mrs Kellam's Phonics Groups**

This week we are going to recap some of the sounds we have learnt this year. Write as many words as you can under each column in the table.

au (as in haunt)	ou (as in mouth)	ea (as in eat)	oy (as in joy)	ir (as in bird)

Can you put one word from each column in a sentence?

### Daily Phonics Videos

Continue to watch daily phonics videos using the link below. If you are unsure which session your child should be watching please contact your child's class teacher via Purple Mash.

[https://www.youtube.com/channel/UCP\\_FbjYUP\\_UtldV2K\\_-niWw/featured](https://www.youtube.com/channel/UCP_FbjYUP_UtldV2K_-niWw/featured)







**Mrs Spevack's Phonics Group**

Please watch the video 'Year 2 Phonics' for today's lesson which is making nouns plural.

Year 1 and 2 Home Learning week beginning 6<sup>th</sup> July 2020


## Independent activities

Here are some activities for you to complete by yourself. Colour in the star when you have completed it. You can ask your adult to photograph your challenges and upload to your *Purple Mash* folder so that we can see them.

<p><b>Be a botanist.</b> Collect a few different shapes and colours of flowers from your garden or nature walk. Press your flowers (between paper towels and 2 heavy books) to dry them out or simply sellotape to your page. Write notes about their shape, colour, number of petals, anything else you can observe. Compare each plant. You could make notes about the height of each plant, the shape and colour of the leaves, etc. <u>Make sure you ask an adult which plants you can pick.</u></p>		<p><b>Paper plate rainforest animals</b> Use paper plates or circles of paper to create a range of Rainforest animals, snakes, birds, sloths, monkeys. How many different ideas can you come up with? How inventive can you be with your paper plate/circle?</p>																	
<p><b>Spelling practise</b></p> <table><tr><td>Year 1</td><td>Year 2</td></tr><tr><td><table><tr><td>be</td><td>he</td></tr><tr><td>she</td><td>me</td></tr><tr><td>we</td><td>no</td></tr></table></td><td><table><tr><td>father</td><td>busy</td></tr><tr><td>sugar</td><td>clothes</td></tr><tr><td>parents</td><td>hour</td></tr></table></td></tr></table>	Year 1	Year 2	<table><tr><td>be</td><td>he</td></tr><tr><td>she</td><td>me</td></tr><tr><td>we</td><td>no</td></tr></table>	be	he	she	me	we	no	<table><tr><td>father</td><td>busy</td></tr><tr><td>sugar</td><td>clothes</td></tr><tr><td>parents</td><td>hour</td></tr></table>	father	busy	sugar	clothes	parents	hour		<p><b>Watch a wild webcam</b> Take a look at the videos on Youtube to see some animals in action! The Wildlife Trust <a href="https://www.youtube.com/user/WildlifeWatchUK/videos">https://www.youtube.com/user/WildlifeWatchUK/videos</a> Chester Zoo <a href="https://www.youtube.com/c/chesterzoo/live">https://www.youtube.com/c/chesterzoo/live</a></p>	
Year 1	Year 2																		
<table><tr><td>be</td><td>he</td></tr><tr><td>she</td><td>me</td></tr><tr><td>we</td><td>no</td></tr></table>	be	he	she	me	we	no	<table><tr><td>father</td><td>busy</td></tr><tr><td>sugar</td><td>clothes</td></tr><tr><td>parents</td><td>hour</td></tr></table>	father	busy	sugar	clothes	parents	hour						
be	he																		
she	me																		
we	no																		
father	busy																		
sugar	clothes																		
parents	hour																		
<p><b>Design a postcard</b> Draw a rainforest scene onto a rectangle of paper, colour it in. Make a postcard layout on another piece of paper the same shape and size. Glue both together to create a postcard – send it to school, or write it for your parents or grandparents.</p>		<p><b>Create your own quiz</b> Think about facts you have learnt. Can you write some questions to test your family on their knowledge? You might want to give multiple choice answers too.</p>																	
<p><b>Colours of the rainbow</b> Can you find something for each of the colours of the rainbow? You could use things in your house or from outside in nature. How many different things can you find for each of the colours? Arrange your treasures in a rainbow shape and take a photograph.</p>		<p><b>Thank a community hero</b> Think of someone that helps in your community and write a short letter or picture to thank them for what they do.</p>																	
<p><b>Obstacle Course</b> Design and obstacle course in your home or garden. How fast can you complete it? Can you challenge other people at home to complete it too?</p>		<p><b>Bookmark Maker</b> Design and make your own bookmark to use when you are reading. You could make another one for a friend or family member as a gift.</p>																	

## Resources

### Resource 1: Sound mats to support with spelling



#### My Phase 3 Sound Mat



#### My Phase 5 Sound Mat

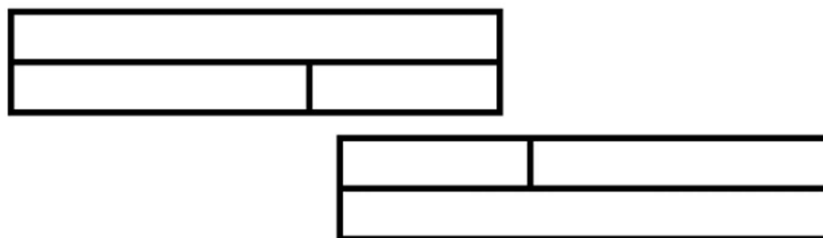


\*even

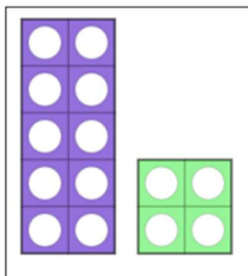
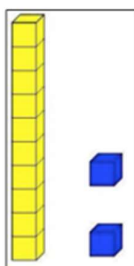
1) How many dogs are there?



2) Put the numbers 18, 11 & 7 in their right place in each of the bar models.



3) Order the numbers from largest to smallest.



18    nine

4) How many triangles can you see?




**1) Fill in the missing numbers or symbols:**

$$35 \quad \square \quad 10 \quad = \quad 25$$

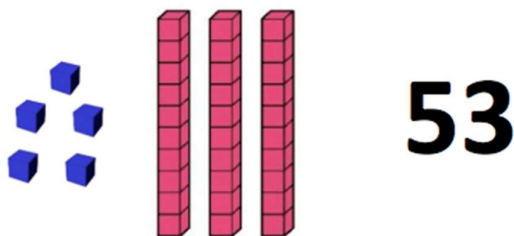
$$25 \quad + \quad \square \quad = \quad 25$$

$$25 \quad = \quad 15 \quad + \quad \square$$

**2) What could this array show?**



**3) Mark has made 53 with his Base 10 equipment. Is he correct? How do you know?**



**4) What are all of the number bonds of 19?**



# Summer Holiday Code Breaker

Solve the calculations and use the code breaker to spell out the summer-themed words.

a	b	c	d	e	f	g	h	i	j	k	l	m
6	15	21	5	13	24	18	7	12	1	25	19	9

n	o	p	q	r	s	t	u	v	w	x	y	z
22	16	11	26	2	17	20	3	10	8	14	23	4

Answer	Letter
$3 \times 5$	
$30 \div 10$	
$30 - 9$	
$5 \times 5$	
$5 + 8$	
$10 \times 2$	

Answer	Letter
$20 - 13$	
$12 \div 2$	
$9 + 11$	

Answer	Letter
$30 - 10$	
$2 \times 8$	
$5 + 3$	
$20 - 7$	
$15 + 4$	


Answer	Letter
$20 - 3$	
$2 + 1$	
$11 \times 2$	
$15 + 6$	
$20 - 18$	
$7 + 6$	
$4 + 2$	
$20 - 11$	

Year 1 and 2 Home Learning week beginning 6<sup>th</sup> July 2020

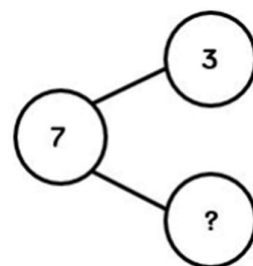
Answer	Letter
25 - 8	
4 x 2	
60 ÷ 5	
27 ÷ 3	
5 + 12	
1 + 2	
20 - 8	
15 + 5	

Answer	Letter
4 + 8	
11 + 10	
20 - 7	
10 + 9	
8 + 8	
20 - 1	
8 + 11	
40 - 17	

**1) What is the total number of cats?**

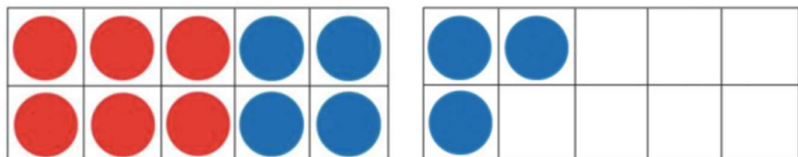


**2) Complete the part/whole model and write four different number sentences about it.**



**3) Complete the number sentence.**

$$\underline{13} = \underline{\quad} + \underline{\quad}$$



**4) Write these number sentences with the correct symbol ( = , < or > ).**

a) 9  6

b) 16  19

**1) Who has the most money?**



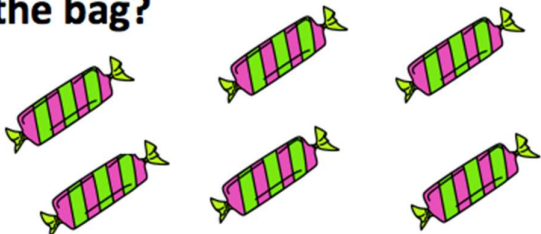
Jack



Abi




**3)  $\frac{1}{2}$  of the sweets can be seen. The other  $\frac{1}{2}$  are still in the bag. How many sweets are in the bag?**

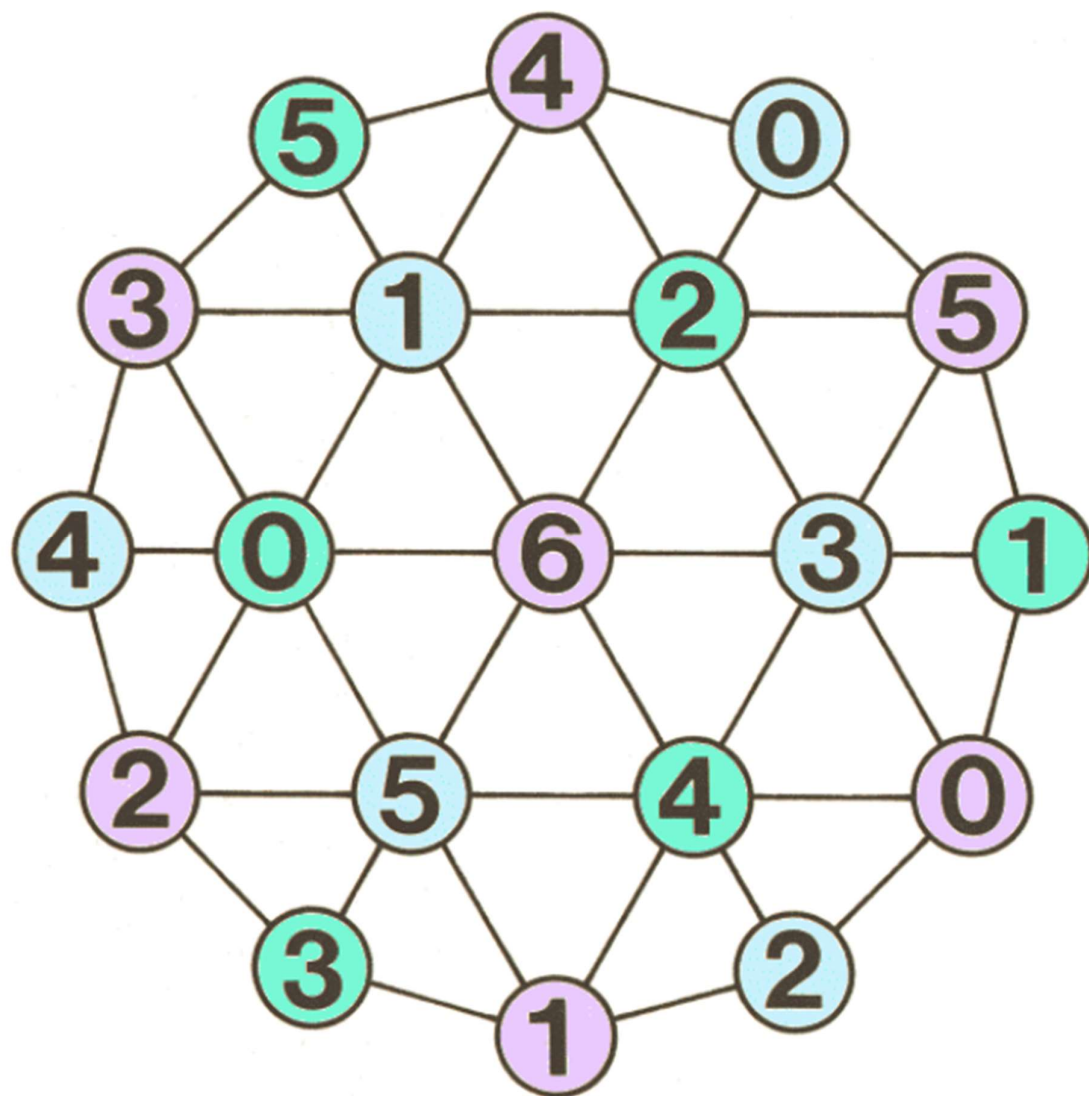


**2) Which number card is missing in each row and what number goes on the last card?**



**4) Write as many number sentences as you can about this image:**





This is a game designed for 2 players but you can play as a challenge against yourself.

First watch:

<https://youtu.be/aSFlaiDjIM>

What do you think the rules of the game are?

Once you have had a think watch this video to find out the rules:


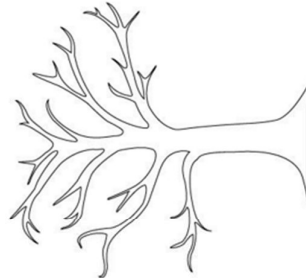


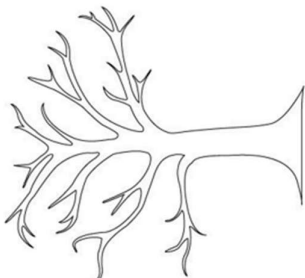
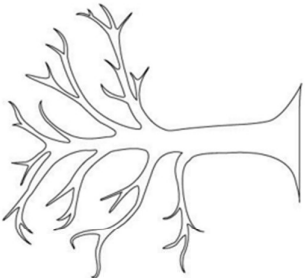


<https://youtu.be/Gvb10ahRRB0>

Now you can either play with a partner or have a go at some of these individual challenges:

- Choose a total and try to reach it by yourself
- How many ways can you find to reach the same total?
- What is the shortest string of numbers you can find to reach your total?
- Start at a number (e.g. 20) and subtract each number you choose to land on – try to reach 0.

Year 1 and 2 Home Learning week beginning 6<sup>th</sup> July 2020  
 Resource 6: Science (Seasons)

WALT Observe changes across the four seasons  
 WALT Observe and describe weather associated with the seasons and how day length varies

<p>A tree in Autumn</p> 	<p>A tree in Winter</p> 
<p>In <u>Autumn</u> I wear...</p> 	<p>In <u>Winter</u> I wear...</p> 
<p>because the weather is:</p>	<p>because the weather is:</p>
<p>The days are _____ than in Summer.</p>	<p>The days are _____ than in Autumn.</p>
<p>A tree in Spring</p> 	<p>A tree in Summer</p> 
<p>In <u>Spring</u> I wear...</p> 	<p>In <u>Summer</u> I wear...</p> 
<p>because the weather is:</p>	<p>because the weather is:</p>
<p>The days are _____ than in Winter.</p>	<p>The days are _____ than in Spring.</p>

## Tell the Time: Writing the Time

Write the time shown on each clock.



\_\_\_\_\_



\_\_\_\_\_



\_\_\_\_\_



\_\_\_\_\_



\_\_\_\_\_



\_\_\_\_\_



\_\_\_\_\_



\_\_\_\_\_



\_\_\_\_\_



\_\_\_\_\_



\_\_\_\_\_



\_\_\_\_\_

## Tell the Time: Drawing the Time

Draw the time on each clock.



9 o'clock



half past 3



5 o'clock



1 o'clock



half past 7



half past 8



10 o'clock



half past 12



11 o'clock



half past 4



half past 6



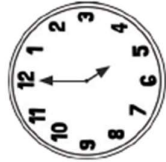
2 o'clock



\_\_\_\_\_



\_\_\_\_\_



\_\_\_\_\_



\_\_\_\_\_



\_\_\_\_\_



\_\_\_\_\_



\_\_\_\_\_



\_\_\_\_\_



\_\_\_\_\_



\_\_\_\_\_



\_\_\_\_\_



\_\_\_\_\_



quarter to 8      3 o'clock      half past 6      quarter to 1      half past 7      quarter past 8



10 o'clock      half past 12      quarter past 11      quarter to 4      half past 6      2 o'clock

Year 1

11.  $5 + 2 =$

12.  $12 + 2 =$

13.  $4 + 2 =$

14.  $11 + 3$

15.  $10 + 3$

16.  $8 + 3 =$

17.  $6 + 4 =$

18.  $13 + 4 =$

19.  $7 + 4 =$

20.  $20 + 5 =$

Year 2

1.  $15 + 2 =$

2.  $12 + 2 =$

3.  $14 + 2 =$

4.  $11 + 5 =$

5.  $10 + 13 =$

6.  $18 + 10 =$

7.  $6 + 5 =$

8.  $13 + 12 =$

9.  $17 + 4 =$

10.  $20 + 23 =$


## Taking Care of a Dog



Dogs are a very popular pet to have. It is estimated that there are over 8 million in the United Kingdom. Dogs can be great pets if they are cared for correctly. They love attention and to play and be stroked. Also, they like to be with people and look forward to seeing you.

### What Does a Dog Look Like?

Dogs vary in size. Some are big like a Great Dane and some can be very small like a Yorkshire terrier. When dogs are happy, they can be seen wagging their tails. When they are hot, they often pant and stick out their tongue to cool down.



## Taking Care of a Dog

### What Does a Dog Need?

Owning a dog is extremely rewarding and can be fun but it is also a big responsibility. Dogs need to be fed the right kinds of food and must avoid others such as chocolate, which would make them ill. Owners must also ensure their dog has a comfortable place to sleep. Exercise is vital to help dogs stay healthy and daily walks are essential. Always ensure your dog stays safe by keeping them on a lead in public places.

### What Are Baby Dogs Called?

Baby dogs are called puppies and they are born in a litter. This means that three, four or more puppies are born at one time. From birth, they drink milk from their mum. They have to be about four weeks old before they start to eat solid food.



## Questions

1. Roughly how many dogs are there in the United Kingdom?

under 8 million ☐

8 million ☐

over 8 million ☐

2. How do dogs cool themselves down?

---

---

3. Why is having a dog a big responsibility?

---

---

---

4. Find and copy one word which means 'stay away from'.

---

5. How can a dog be kept safe in public places?

---

---

6. Why do you think dogs are such a popular pet in the UK?

---

---

---

## Answers

1. Roughly how many dogs are there in the United Kingdom?

under 8 million ☐

8 million ☐

over 8 million ☒

2. How do dogs cool themselves down?

**Dogs cool themselves down by sticking their tongues out and panting.**

3. Why is having a dog a big responsibility?

**Answers may vary but should include reference to feeding the dog the right food, exercising the dog, giving it a place to sleep, and keeping it safe.**

4. Find and copy one word which means 'stay away from'.

**avoid**

5. How can a dog be kept safe in public places?

**A dog can be kept safe in public places by using a lead.**

6. Why do you think dogs are such a popular pet in the UK?

**Answers will vary but might include reference to them being rewarding and fun.**

Year 1 and 2 Home Learning week beginning 6<sup>th</sup> July 2020

Resource 11: Friday Art (A Gust of Wind)

## A gust of wind by Pierre-Auguste Renoir

Look at the Fitzwilliam museum website. <https://www.fitzmuseum.cam.ac.uk/work/gust-wind>

Have a go at the 'Look - Think – Do' activities.



Do you like the painting? Why?

What is your favourite part?

How does it make you feel?

Can you use paint or colours to make similar marks showing the wind in action?